



HOW TO USE THE NEW AND IMPROVED CFC MOBILE GIVING APP



[GIVECFC.ORG](https://www.givecfc.org)



Download the App.

- Search for “CFC Giving” in your mobile App Store

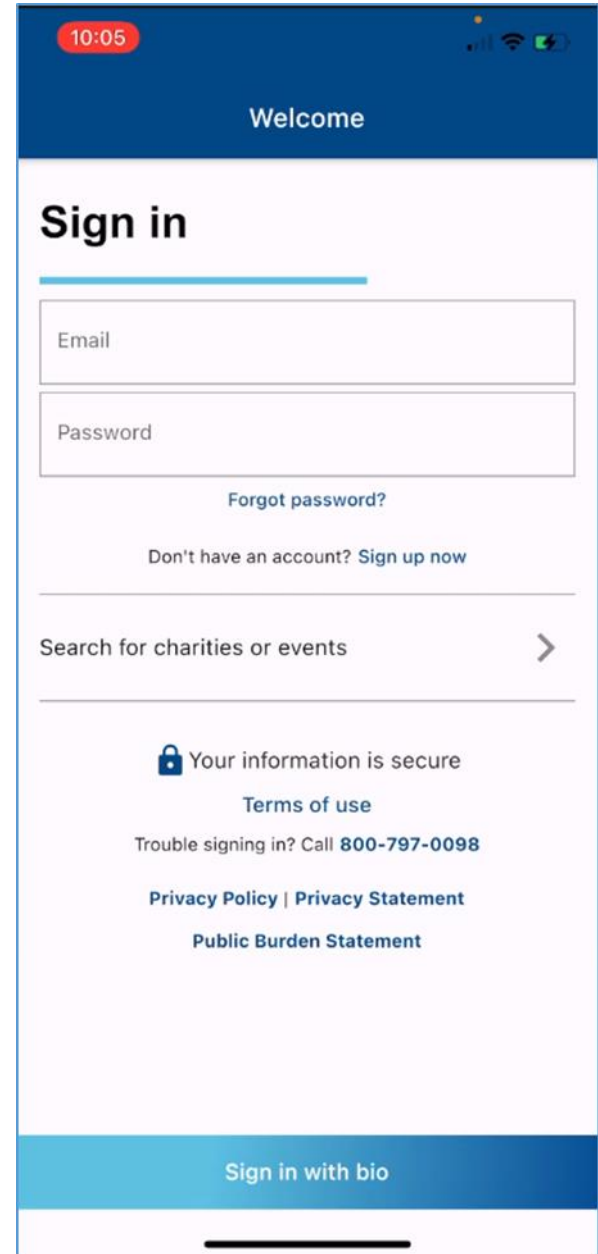


GIVECFC.ORG



Sign in. Or, create an account.

- You can use the same credentials you used last year in the online CFC Giving System.
- Click “Forgot password?” if you need help logging in to an existing account.
- Click “Sign up now” if this is your first time logging in to the CFC Giving System.





Enter the verification code.

- New accounts require a verification code.
- You must use a government email to register for a CFC Giving System account (e.g., .gov, .mil).
- The verification PIN will be sent to that email within 48 hours.

10:08

Sign up Cancel

verify your email

We just sent a verification code to opmdemoaugust@mailinator.com

Send code again

If you have not received an email, please request sending code again or **contact customer service**. Depending on your workplace's security settings, the verification PIN email may take up to 48 hours to arrive in your inbox.

Submit code



Set up your profile.

- Select your “Type of Donor” (Federal Employee, Federal Retiree, Federal Contractor).
- Enter your first name, last name, and office (NOT personal) ZIP code.
- If you are located outside of the continental U.S., Alaska, Hawaii, Guam, or Puerto Rico, check the box “I am located in a non-US or foreign territory without a ZIP code.”

Profile

Please complete your profile information.

Personal information

Type of Donor ▼

First name 0/160

Last name 0/160

Primary Work Location ZIP or Postal Code

I am located in a non-US or foreign territory without a ZIP code.



Select your office.

- Check either Civilian or Active Duty (only active duty members of the military should use this).
- Then enter your 6-digit CFC office code. (If you do not know this code, ask your CFC Keyworker, contact your local CFC office, or click “I do not know my office code.”)

Office information

Civilian Active Duty

Look up your 6-digit CFC Office Code (optional)

0/6

[I do not know my office code.](#)



Search for your office.

- If you do not know your office code, you can search for it. First by Department, then by Agency, then by Office/Unit.
- Once you select your office, the information will populate into your profile for you to verify.

Office information

Civilian Active Duty

QM2L1Y

6/6

[I do not know my office code.](#)

Office Code
QM2L1Y

Department	Independent Executive & Quasiofficial Agencies
Agency	Office of Personnel Management
Office	HR Mgmt Solutions Group (Philadelphia, PA) (CFC:QM2L1Y)



Search by “Event”.

- If you are attending a CFC event or charity fair, you can search for that event to access the list of charities attending that event.
- Events are limited to one-time pledges, but you can make as many of them as you wish by completing one pledge and going back in and making another.

10:11

Search

Event Charity

Search by name, event type or location.

Search

Event type ▼

State ▼


Zip

Search





Enter your pledge.

- Enter the dollar amount you wish to pledge (between \$10 and \$99,999.99).
- Then, select your payment source. Apple Pay or Google Pay will automatically be loaded. You can add additional payment sources by clicking the . You can add a bank account or a credit card.
- Remember – at an “event” you can only make a one-time gift.





Complete your pledge.

- Review your pledge.
- If everything looks correct, click “I agree to the Terms and Conditions.” And then click “Complete Pledge.”
- Confirm your pledge in the confirmation pop up box.

10:15

Checkout Cancel

Review

DONATION SUMMARY:

NATIONAL PARK FOUNDATION	\$10.00
% of Total pledge amount: 100.0	

Total Pledge Amount: \$10.00

Pledge Method: Visa Ending in 1111
Frequency: One Time

I agree to the Terms and Conditions.

Complete Pledge

Confirm

By clicking "Confirm" below, you hereby authorize the Give Back Foundation through its service provider Total Administrative Services Corporation (TASC) on behalf of the Combined Federal Campaign to initiate a one-time Automated Clearing House credit and/or debit entry to your bank account, in the amount(s) displayed above to furnish the amount(s) to the Combined Federal Campaign for disbursement to the charity/charities named.

Confirm

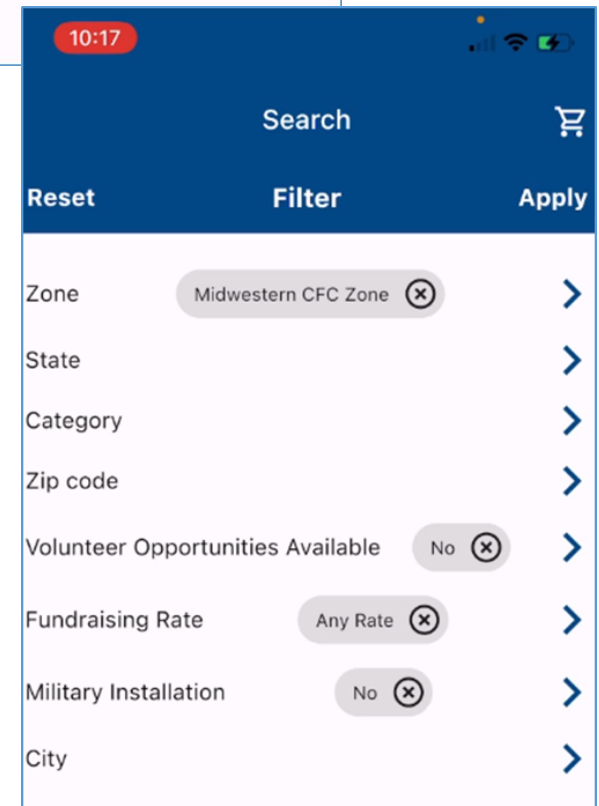
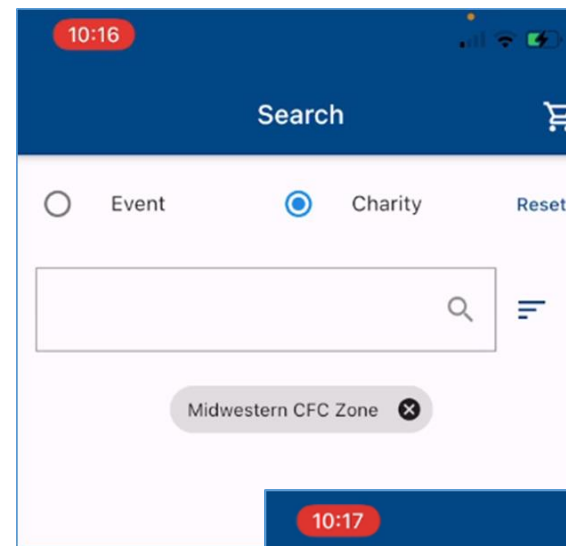
Cancel






Search by “Charity”.

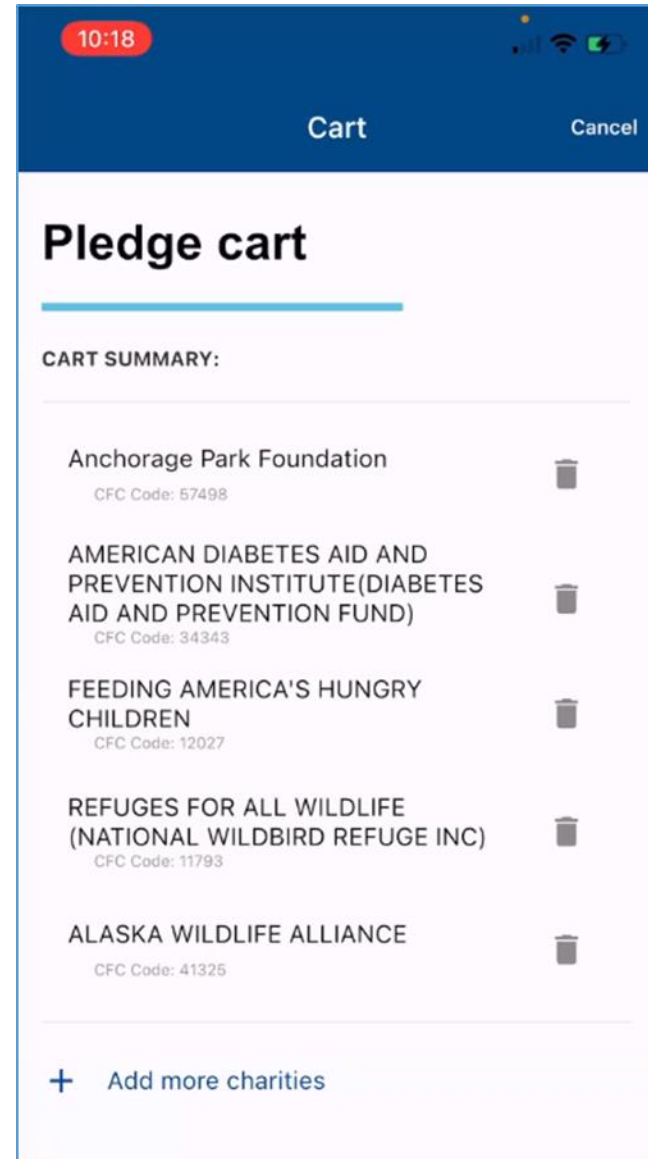
- If you aren't attending an event or would rather search the entire CFC charity list, select the charity radio button.
- You will automatically be searching the charity list for the CFC zone that corresponds to your work ZIP Code.
- Use the filter criteria (location, category, volunteer opportunities, etc.) to narrow your list of charities.






Select your charities.

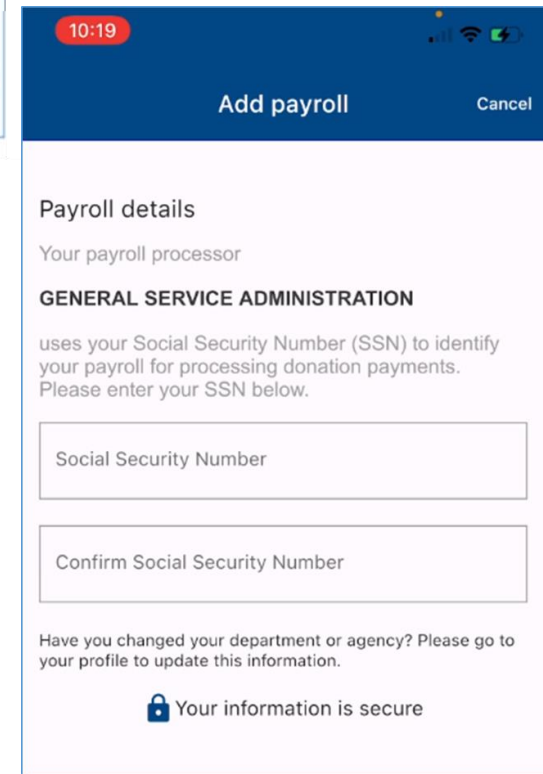
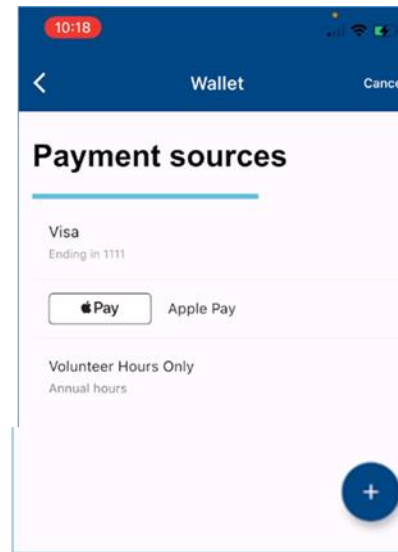
- Add charities to your cart by clicking the  next to the charity name.
- Once you have finished adding charities to your cart, you can view and review your list.





Select your payment method.

- When searching by charity, you will have all the same options as when searching by event (Apple or Google Pay, credit card, bank account) and you can also choose payroll deduction, the most popular pledge method!
- To pledge via payroll, click the  and select payroll. Then enter your Social Security Number to authorize the deduction.





Enter your pledge amounts.

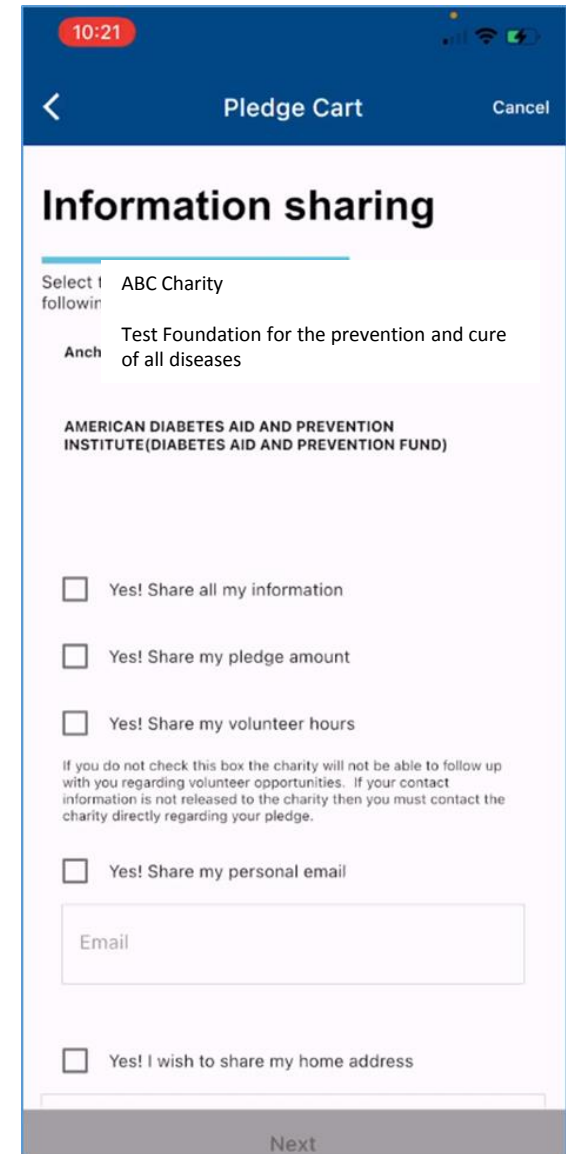
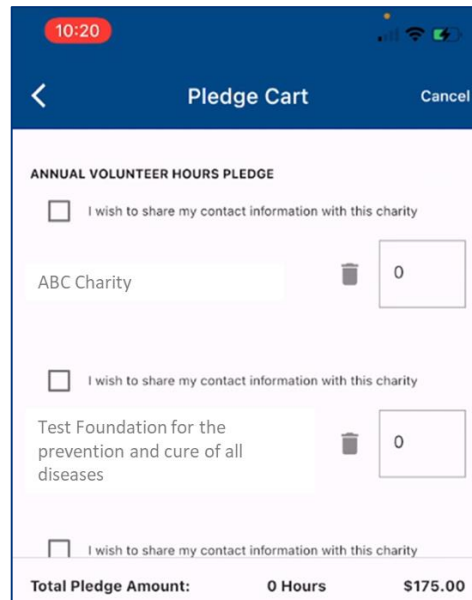
- Enter a dollar amount per charity in your cart.

The screenshot shows a mobile application interface for a 'Pledge Cart'. At the top, there is a blue header with a back arrow, the text 'Pledge Cart', and a 'Cancel' button. Below the header, the title 'Set Pledge Amount' is displayed. Underneath, there is a section titled 'ANNUAL FINANCIAL PLEDGE'. This section contains a list of five charities, each with a trash can icon to its right and a text input field containing '\$0.00'. The charities listed are: ABC Charity, Test Foundation for the prevention and cure of all diseases, Disaster Relief Organization, Safe Haven Foundation for Displaced Persons, and Environmental Nonprofit. At the bottom of the list, there is a summary row: 'Total Pledge Amount: 0 Hours \$0.00'. A 'Next' button is located at the very bottom of the screen.



Release your information or remain an anonymous donor.

- Click the box to share your contact information with each charity.
 - Choose what information to share: pledge amount, volunteer hours, personal email, home address.
 - Leave the box unchecked to remain an anonymous donor.





Complete your pledge.

- Review your card and click “Complete Pledge.”
- Confirm the payroll deduction authorization pop up by clicking “I Confirm.”
- Receive a message from your charities.

Confirm

By clicking "I Confirm" below, you hereby authorize any agency of the United States Government by which you may be employed during the campaign year to deduct the amount(s) shown above from your pay each pay period. Your deductions will be in effect for one full year starting with the first pay period after January 15 and ending with the last pay period that includes January 15 of the following year. You authorize your payroll service provider to pay the amounts shown to the Combined Federal Campaign for disbursement to the charity/charities named above. You understand that this authorization may be revoked by you at any time before it expires by cancelling your pledge online in this Pledge system by going back to the "Your Pledge" page in this site (CFCgiving.opm.gov) and following the steps to "Cancel" your pledge and confirm. Once you submit your cancellation, it will only cancel the balance of your future contributions. You also acknowledge that you have the right to receive a notification if the amount(s) scheduled to be transferred differ(s) from the amount(s) displayed.

I Confirm

Cancel

Checkout

✓ Success!

Thank you for being part of the 2020 Combined Federal Campaign

A NOTE FROM THESE CHARITIES:



GIVECFC.ORG


YOU CAN BE THE
FACE
OF CHANGE



NEED HELP?

Contact your local zone CFC office or call the Central Campaign Administrator Help Desk at 800-797-0098.

YOU CAN BE THE
FACE
OF CHANGE



THANK YOU!



GIVECFC.ORG